

School-Google Account Help

Google & Chrome
Together

Getting Started



How is logging into a **Google** account different from logging into **Chrome** browser ? 

Google – users can log into a **Google Account** *from any device or browser* with internet access. This allows you to access your Google Drive, Google apps like Classroom, Docs, Sheets, and Slides



Chrome Browser



Chrome Browser - Allows the user to log into the *browser* which contains & syncs your **browsing history, bookmarks, apps & extensions**, along with your **Google Account** & files.

For **school Google** this means logging into the Chrome **browser** will sync **extensions & apps** made available by the school.

Let's Log into Chrome!

Browsers, devices & Google, Oh My!

If you are on an iOS device the Google apps your student may need installed on your device include Google Drive, Google Docs, Google Slides, Google Classroom, Google Sheets, etc.

If multiple users are logging into a iOS, please remember to Logout of Google-iOS device (iPad, iPhone)

- Students in grades 3-12 have School-Google accounts
- The account does not include school-provided email or GMail
- *You cannot log into school-Google account via GMail link*



Search



Drive



Docs



Sheets



Slides



Sites



Forms



YouTube



Calendar

Chromebooks automatically log user into Google account

Log Into Google Account - from any browser

Search Google - use blue button to Sign-In



The image shows a screenshot of the Google homepage. At the top, there is a search bar with the word "google" inside. To the right of the search bar is a blue magnifying glass icon. Further right is a grid icon and a blue "Sign in" button. Below the search bar, there are links for "All", "News", "Videos", "Images", "Maps", and "More". To the right of these are links for "Settings" and "Tools". Below the navigation bar, it says "About 25,270,000 results (0.52 seconds)". Underneath that is the URL "www.google.com" with a dropdown arrow. The main heading is "Google" in its signature font. Below that is a description: "Search the world's information, including webpages, images, videos and more. Google has many special features to help you find exactly what you're looking ...". There are two columns of links: "Google Docs" and "Images". The "Google Docs" link has a subtext: "Use your Google Account. Email or phone. Forgot email? Type the ...". The "Images" link has a subtext: "Send feedback. AllImages. Account · Assistant · Search ...". On the right side, there is a "Google" company card. It has the "Google" logo, a share icon, and the text "Technology company". Below that is a globe icon and the link "google.com". At the bottom of the card, it says "Google LLC is an American multinational technology company that specializes in Internet-related services".

google

Sign in

All News Videos Images Maps More Settings Tools

About 25,270,000 results (0.52 seconds)

www.google.com ▼

Google

Search the world's information, including webpages, images, videos and more. **Google** has many special features to help you find exactly what you're looking ...

Google Docs
Use your Google Account. Email or phone. Forgot email? Type the ...

Images
Send feedback. AllImages. Account · Assistant · Search ...

Google
Technology company

google.com

Google LLC is an American multinational technology company that specializes in Internet-related services

Chromebooks automatically log user into Google account

Type username:

_____@cohassetk12.org



Sign in

Use your Google Account

Email or phone

_____@cohassetk12.org

[Forgot email?](#)

Not your computer? Use Guest mode to sign in privately.

[Learn more](#)

[Create account](#)

Next

*Email teacher for password help.
Passwords **cannot be reset** by students*



Choose an account

There are two existing Google Accounts for

_____@cohassetk12.org. Which account do you want to use?



G Suite account

An account owned by cohassetk12.org



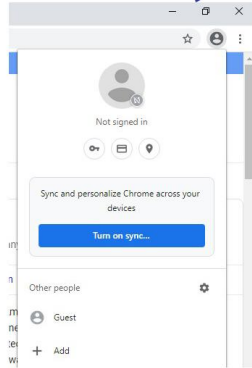
Personal Google Account

An account you created with Google

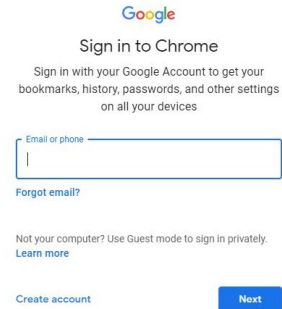
➡ Enter school-issued PASSWORD

Chrome Browser- Login (*non*- Chromebook)

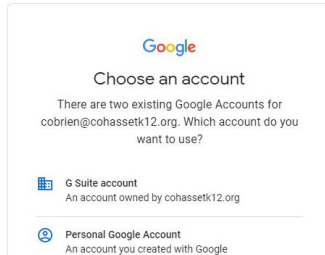
- 1) Click icon next to the 3 Dots
"Turn on Sync"



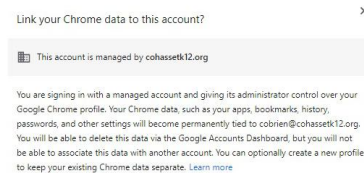
- 2) Enter School
username & Password



- 3) Select G Suite account

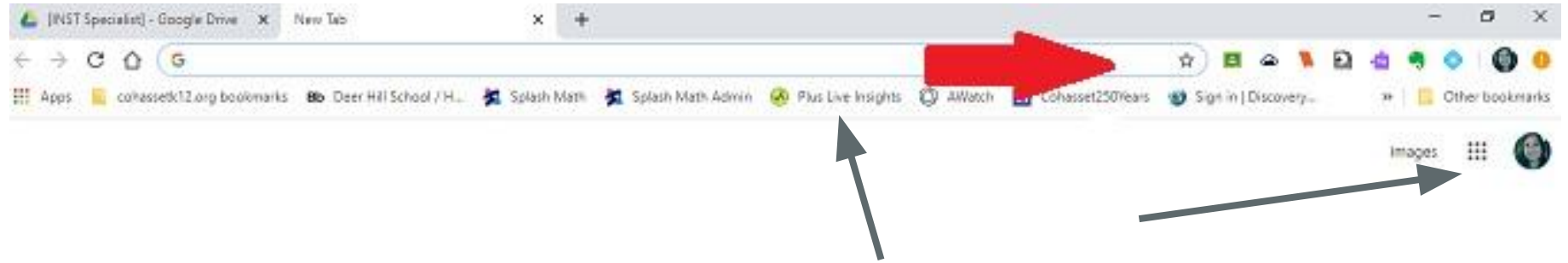


- 4) Choose "Create a new profile"



Multiple user/Profile help on next slide

Chrome Browser- Login (*non*- Chromebook)



When logged into Chrome BROWSER, **bookmarks** as well as available extensions appear, in addition to the Google “waffle” of G Suite apps.

**When multiple users are using the same device/browser, consider creating profiles. [This link may help](#) **